

1 Find and circle the months. Then write them in order.

Y	J	A	N	U	A	R	Y	U	G
F	Y	N	M	A	Y	D	U	J	S
E	R	O	U	L	Y	E	N	U	E
B	L	V	M	A	R	C	H	L	P
R	B	E	B	A	J	E	A	Y	T
U	E	M	E	U	N	M	P	R	E
A	R	B	R	G	Y	B	R	J	M
R	L	E	J	U	N	E	I	U	B
Y	E	R	Y	S	E	R	L	R	E
E	R	O	C	T	O	B	E	R	R


1. January 7. _____
2. _____ 8. _____
3. _____ 9. _____
4. _____ 10. _____
5. _____ 11. _____
6. _____ 12. _____







2 Complete the numbers.

st rd th nd


- 1 st 2 _____ 3 _____ 4 _____ 5 _____ 6 _____ 7 _____ 8 _____
- 9 _____ 10 _____ 11 _____ 12 _____ 13 _____ 14 _____ 15 _____ 16 _____
- 17 _____ 18 _____ 19 _____ 20 _____ 21 _____ 22 _____ 23 _____ 24 _____
- 25 _____ 26 _____ 27 _____ 28 _____ 29 _____ 30 _____ 31 _____


3 Look and write the dates.


<h1>July</h1> 						
		1	2	3	4	5
6	7	8	9	10	11	12
13	14	15	16	17	18	19
20	21	22	23	24	25	26
27	28	29	30	31		


1.  9th July
2.  _____
3.  _____
4.  _____
5.  _____
6.  _____


1 Order and write. Then look and draw the children in order of their birthdays.


a  of / birthday / 18th / November. / is / My / on / the
My birthday is on the 18th of November.







b  My / is / on / birthday / 6th / the / of / July.

c  21st / birthday / April. / My / on / the / of / is

d  is / January. / the / My / 30th / birthday / on / of

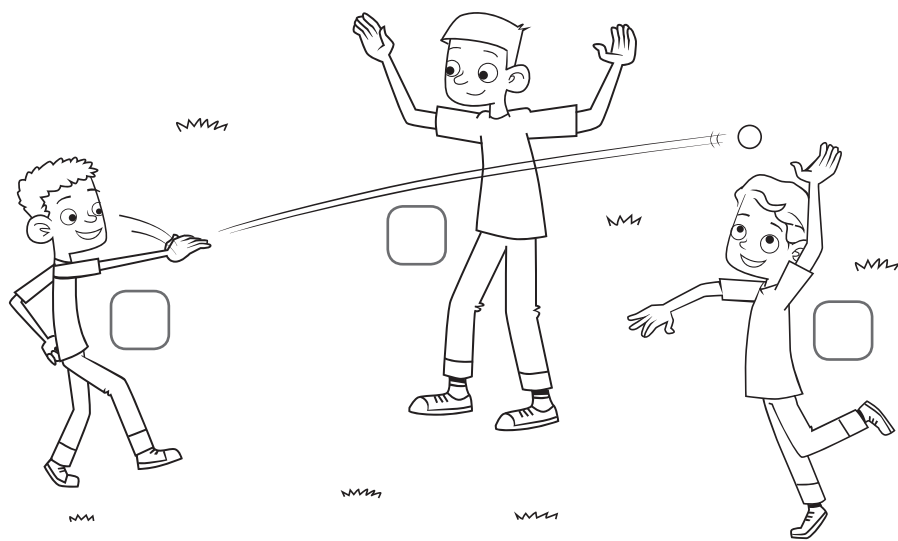
e  the / 3rd / birthday / My / April. / of / is / on

f  birthday / of / My / the / is / 16th / July. / on

①  ②  ③  ④  ⑤  ⑥ 

January  December


1 Read, look and number. Then colour.




- 1. He's tall.
He's got fair hair.
- 2. He's short and good-looking.
He's got dark hair.
- 3. He's thin.
He's got red hair.

2 Order and write. Then read and draw.


1. curly / dark He's got _____ hair.




2. red / long She's got _____ hair.



3. fair / short He's _____.




4. dark / straight She's _____.





1 Look and write.

watch TV brush my teeth go to bed go to school
come home eat dinner eat breakfast get up



get up



2 Look and answer the questions.

1. What time does she get up?
2. What time does she brush her teeth?
3. What time does she go to school?
4. What time does she watch TV?
5. What time does she eat dinner?
6. What time does she go to bed?

She gets up at _____.

She _____.

She doesn't _____.

1 Look, complete the answers and circle.



What time is it?

It's quarter past ten

at night

in the morning




What time is it?

It's _____

in the morning

in the afternoon



What time is it?

It's _____

in the morning

at night



What time is it?

It's _____


at night

in the afternoon


2 Look and answer the questions.



Daisy



Ava




Clare

1. Does Daisy get up at seven o'clock?
2. Does Ava go to school at half past eight?
3. Does Clare go to bed at quarter past ten?
4. Does Ava get up at half past seven?
5. Does Clare come home at quarter to five?
6. Does Daisy go to bed at quarter past nine?

Yes, she does.

1 Look and write.

umbrellas wallets belts necklaces earrings bracelets watches rings



1. umbrellas
2. _____
3. _____
4. _____
5. _____
6. _____
7. _____
8. _____

2 Look and complete the questions.

this that these those

①




Do you like this belt?

②



Do you like _____ bracelets?

③



Do you like _____ umbrellas?

④



Do you like _____ ?

⑤



Do you like _____ ?




⑥



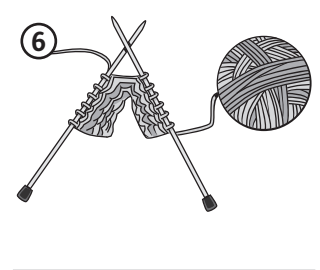

Do you like _____ ?



1 Find and circle. Write.



s	p	c	h	e	c	k	e	d
p	t	f	u	l	a	n	k	j
o	l	l	s	t	r	i	p	y
t	r	o	s	u	a	t	v	w
t	f	w	t	b	b	t	c	e
y	m	e	c	g	y	i	x	d
e	d	r	d	o	z	n	h	i
n	e	y	t	r	p	g	y	p
c	o	l	o	u	r	f	u	l



2 Look and complete the answers.

yours his mine ours theirs hers

1. Whose is this belt?

It's his.

2. Whose is that dog?

It's _____.

3. Whose is this ring?

It's _____.

4. Whose are these pens?

They're _____.

5. Whose are those earrings?


They're _____.

6. Whose are these pizzas?


They're _____.

1 Look and write. Then match the opposites.

weak tidy hard-working lazy strong untidy



2 Look and write sentences.



She wants to paint.



He doesn't want to

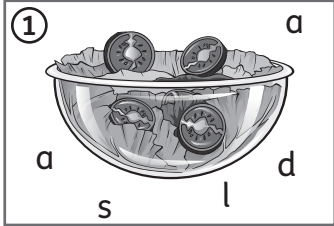




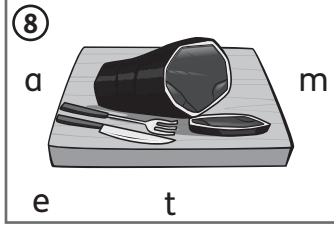


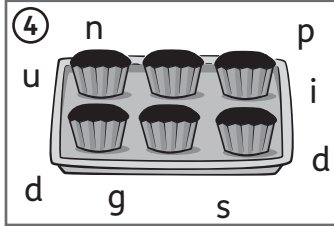







1 Look and write.



salad



2 Complete the questions. Then look and write the answers.



Is / Are

Yes, there is. / Yes, there are.

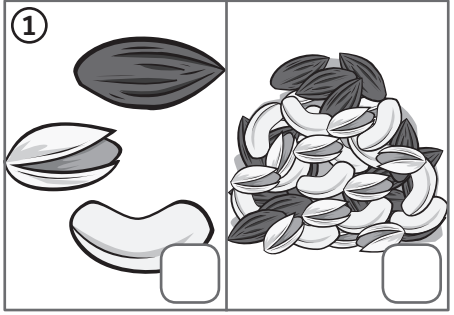
1. Is there any salad?
2. _____ there any vegetables?
3. _____ there any bread rolls?

Yes, there is.

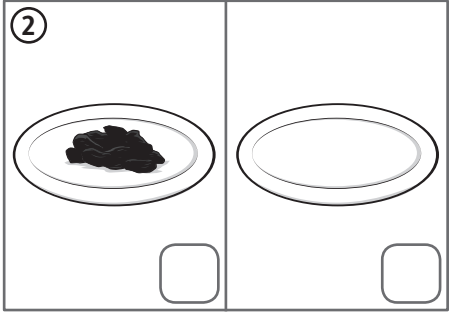
No, there isn't. / No, there aren't.

4. _____ there any rice?
5. _____ there any puddings?
6. _____ there any fish?

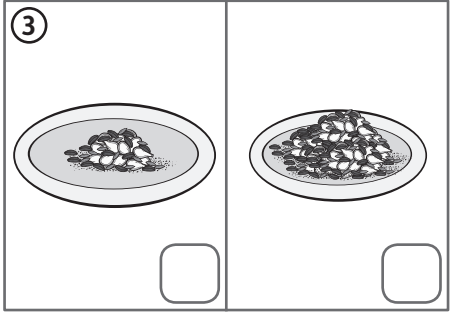
1 Read, look and tick ✓ the correct picture.



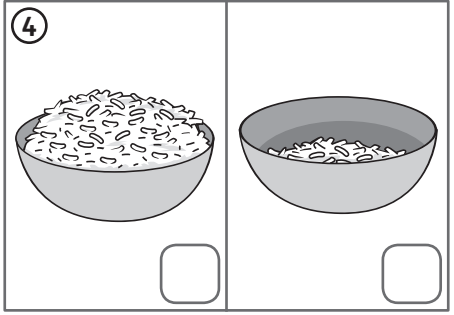
There are a few nuts.



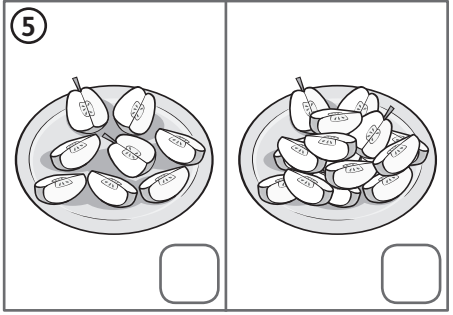
There are some raisins.



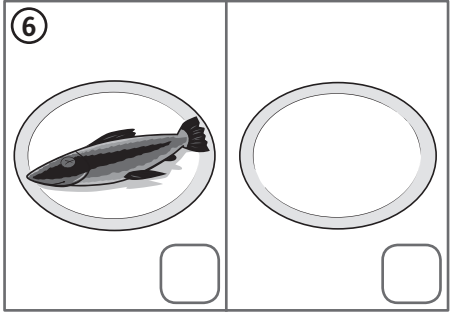
There are a lot of seeds.



There's a little rice.



There's a lot of fruit.




There isn't any fish.

2 Look and complete the sentences.



are / aren't

There _____ some bread rolls.
There _____ any raisins.



's / are

There _____ a few nuts.
There _____ a little cake.



's / isn't

any / some

There _____ fruit.
There _____ salad.




's / are






a lot of / a little

There _____ seeds.
There _____ milk.

1 Look and write.

canoeing hiking mountain biking horse riding sailing rowing windsurfing snorkelling

1 
horse riding



2 Order and write. Then look and answer the questions.

1. doing / What / they / are / ?
What are they doing?



They're windsurfing.

2. What / ? / are / doing / you




We're _____.

3. doing / they / What / ? / are



4. are / ? / doing / What / you



5. doing / you / are / ? / What



1 Look, circle and write sentences.



①

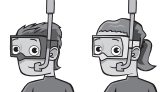


He's rowing dangerously.

carefully

dangerously

②



They're _____

loudly

quietly

③



She's _____

quickly

slowly

④



quietly

loudly

⑤



carefully

dangerously

⑥



loudly

quietly

⑦



quickly

slowly

⑧



dangerously

carefully


⑨



slowly

quickly

⑩




loudly



quietly

1 Read and match.


1. He's got a headache.




2. He's got a cough.



3. She's got a cold.




4. He's got a cut.



5. He's got a stomach-ache.


6. She's got a temperature.

7. She's got toothache.



8. She's got earache.

2 Order and write. Then look and answer the questions.




- ① matter / What's / ? / the / her / with
What's the matter with her? She's got _____.
- ② her / ? / the / What's / with / matter

- ③ What's / ? / the / matter / him / with

- ④ him / with / the / ? / What's / matter

- ⑤ ? / her / the / What's / matter / with

1 Read, look and write the names.




1. He's got short, fair hair.
He's tall and good-looking. Fred
2. She's got dark, curly hair.
She's short and thin. _____
3. He's got dark hair.
He's short. _____
4. She's got long, fair hair
and glasses. _____
5. He's got curly, dark hair.
He's tall and thin. _____
6. She's got long, fair hair.
She's tall. _____

2 Look and write.



① What does she look like?
She's got _____



② What does he look like?




③ What does she look like?



④ What does he look like?



⑤ What _____?



⑥ _____


1 Look, read and write the names.



Daisy




Ava



Clare

- | | |
|--|--|
| <p>1. She gets up at seven o'clock.
She goes to bed at half past nine.</p> <p>_____</p> | <p>3. She comes home at half past three.
She doesn't go to bed at nine o'clock.</p> <p>_____</p> |
| <p>2. She goes to school at half past eight.
She comes home at half past three.</p> <p>_____</p> | <p>4. She doesn't get up at half past seven.
She goes to school at half past eight.</p> <p>_____</p> |

2 Look and write the questions. Then read and draw the times.



What time does he get up? _____


He gets up at seven o'clock.




He brushes his teeth at half past seven.



He goes to school at half past eight.




He watches TV at five o'clock.


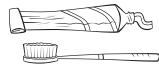



He eats dinner at seven o'clock.




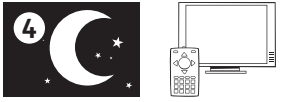


1 Look and complete the questions. Then write the answers.



1. Does she  get up
at **4:15** quarter past four ? _____
2. Does she  _____
at **5:00** _____ ? _____
3. Does she  _____
at **5:45** _____ ? _____
4. Does she  _____
at **8:15** _____ ? _____

2 Look and write the questions. 

- ①  Does he eat breakfast in the morning? Yes, he does.
- ②  _____ No, he doesn't.
- ③  _____ No, he doesn't.
- ④  _____ Yes, he does.

1 Look and write questions.

this that these those

1




Do you like this belt?

2



3



4




5



6



7



8





2 Look and write the questions.





- 1. (sunglasses) Do you like these sunglasses?
- 2. (hat) _____
- 3. (gloves) _____
- 4. (cap) _____

1 Order and write. Then look and answer the questions.



- ①  Whose / this / belt / is / flowery / ?
Whose is this flowery belt? It's hers.
- ②  stripy / this / ? / is / Whose / wallet

- ③  umbrella / checked / ? / is / this / Whose

- ④  spotty / Whose / watch / is / this / ?

2 Look and answer the questions.

1. Whose is this belt?

It's his.
2. Whose is that dog?


3. Whose is this ring?


4. Whose are these pens?

They're
5. Whose are those earrings?


6. Whose are these pizzas?


1 Read the messenger chat and answer the questions.









1. Is Dad cooking?
Yes, he is.
2. Is Dad making tuna sandwiches?

3. Is Vicky washing up?

4. Is Mum gardening?

5. Is Rob drying up?

2 Look and write the questions.

<p>①  Yes, he is. ✓</p> <p><u>Is he washing up?</u></p>	<p>②  No, she isn't. ✗</p> <p><u>Is she</u> _____</p>	<p>③  Yes, he is. ✓</p> <p>_____</p>
<p>④  No, he isn't. ✗</p> <p>_____</p>	<p>⑤  Yes, she is. ✓</p> <p>_____</p>	<p>⑥  No, she isn't. ✗</p> <p>_____</p>

Julia Jane Jim Jack

1 Read, look and write the names.



This is the monkey family.
 They live in the jungle.
 Jane is in the tree.
 She's gardening.
 She's very strong.
 Jack is lazy.
 He doesn't want to sweep.
 He wants to go to bed!
 Julia is very tidy. She's sweeping.
 She wants to water the flowers.
 Jim is eating breakfast.
 He wants to paint and have fun!


2 Look and write.

1



He's lazy.
 He doesn't want to


2




3



4



1 Look and answer the questions.




- 1. Is there any rice? No, there isn't.
- 2. Are there any bread rolls? Yes, there are.
- 3. Is there any salad? _____
- 4. Are there any puddings? _____
- 5. Is there any fish? _____
- 6. Are there any vegetables? _____


2 Look and write questions and answers.


- 1.  Is there any fish? Yes, there is.
- 2.  _____ _____
- 3.  _____ _____
- 4.  _____ _____
- 5.  _____ _____
- 6.  _____ _____


1 Look and write sentences.


① 
 We're horse riding.


② 
 They're _____.


③ 
 _____.

④ 
 _____.


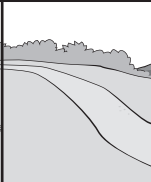

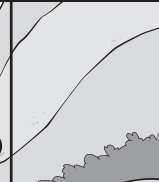


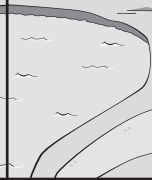


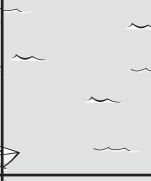
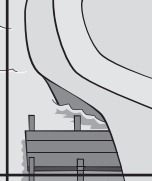
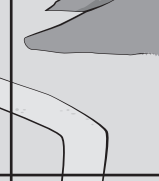
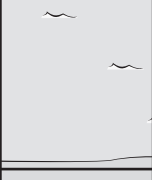


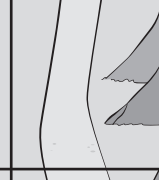
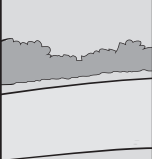
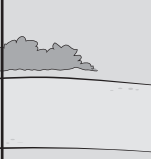


⑤ 
 _____.

⑥ 
 _____.

⑦ 
 _____.

⑧ 
 _____.

2 Look at the map and write questions and answers.

	1	2	3	4
A				
B				
C				
D				
E				


- A3** What are they doing?
 They're _____.
- C1** _____

- E3** _____

- D2** _____

1 Look and write sentences.

quickly / slowly carefully / dangerously loudly / quietly

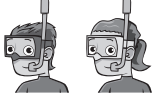


①



He's rowing dangerously.

②




They're _____

③



She's _____

④



⑤



⑥



⑦




⑧



⑨



⑩



Starter Reinforcement 1

1 Find and circle the months. Then write them in order.

Pupils find and circle each month in the wordsearch. Then they write them in chronological order.

Answers

1 January 2 February 3 March 4 April 5 May
6 June 7 July 8 August 9 September 10 October
11 November 12 December

2 Complete the numbers.

Pupils write the last two letters of each ordinal number.

Answers

1st, 2nd, 3rd, 4th, 5th, 6th, 7th, 8th
9th, 10th, 11th, 12th, 13th, 14th, 15th, 16th
17th, 18th, 19th, 20th, 21st, 22nd, 23rd, 24th
25th, 26th, 27th, 28th, 29th, 30th, 31st

3 Look and write the dates.

Pupils look at the calendar and the dates circled in different styles. They write the dates next to the corresponding icons.

Answers

1 9th July 2 22nd July 3 20th July
4 31st July 5 3rd July 6 14th July

Starter Reinforcement 2

1 Order and write. Then look and draw the children in order of their birthdays.

Pupils order the words to form a (spoken) sentence. They then read all the sentences and decide which child's birthday is first in the year. They look and draw the hair and facial features of this child on the first child in the row at the bottom of the page – the first child has already been drawn as an example. The pupils work out the next child's birthday and draw his/her features on the second child in the row, and so on until all the children are drawn.

Answers

- d, My birthday is on the 30th of January.
- e, My birthday is on the 3rd of April.
- c, My birthday is on the 21st of April.
- b, My birthday is on the 6th of July.
- f, My birthday is on the 16th of July.
- a, My birthday is on the 18th of November.

Starter Reinforcement 3

1 Write. Then think of more words and write.

Pupils look at the wordpool and write the words in one of the three boxes. They can then think of more words they know and add them to the boxes.

Answers

Adjectives: friendly, sporty, quiet, intelligent, funny
School subjects: PE, Maths, History, Art, Science, English
Food: tuna, sweetcorn, cheese, pineapple, sandwiches, ketchup, sausages

2 Read about Henry. Then draw and write about you.

Pupils read the text about Henry. They then write sentences using the same structures as in Henry's text, but with their own personal information.

Answers

Pupils' own answers.

Unit 1 Reinforcement Lesson 2

1 Look and write.

Pupils look at each picture and write the words in the crossword.

Answers

1 headache 2 earache 3 stomach-ache
4 toothache 5 cut 6 cold 7 cough 8 temperature

2 Look and answer the questions.

Pupils look at the picture of the children visiting the school nurse. They then identify the child each time and answer the question.

Answers


- 1 She's got a cut. 2 She's got a cold.
- 3 He's got earache. 4 He's got a headache.
- 5 She's got a stomach-ache. 6 He's got a temperature.

Unit 1 Reinforcement Lesson 6

1 Read, look and number. Then colour.

Pupils read the sentences and identify the three boys in the artwork by numbering them. They then read the sentences again and colour their hair accordingly.

Answers



2 Order and write. Then read and draw.

Pupils complete the sentences by writing the two adjectives in the mini wordpool in the correct order. They then read the completed sentences and draw the hair on the children.

Answers

- 1 He's got curly, dark hair. 2 She's got long, red hair.
- 3 He's got short, fair hair. 4 She's got straight, dark hair.

Unit 2 Reinforcement Lesson 2

1 Look and write.

Pupils look at each picture and write the words using the wordpool for reference.

Answers

1 get up 2 eat breakfast 3 go to school
4 come home 5 watch TV 6 eat dinner
7 brush my teeth 8 go to bed

2 Look and answer the questions.

Pupils look at the large picture and answer the questions.

Answers

1 She gets up at four o'clock. 2 She brushes her teeth at half past four. 3 She doesn't go to school. 4 She doesn't watch TV. 5 She eats dinner at half past five. 6 She goes to bed at half past seven.

Unit 2 Reinforcement Lesson 6

1 Look, complete the answers and circle.

Pupils look at each picture and complete the answer by writing the time and circling the correct word option.

Answers

1 It's quarter past ten at night. 2 It's quarter to three in the afternoon. 3 It's quarter past nine in the morning. 4 It's quarter to twelve at night.

2 Look and answer the questions.

Pupils look at the pictures of the three girls' days and answer the questions.

Answers

1 Yes, she does. 2 Yes, she does. 3 No, she doesn't.
4 Yes, she does. 5 No, she doesn't. 6 No, she doesn't.

Unit 3 Reinforcement Lesson 2

1 Look and write.

Pupils look at the picture and write the accessory words using the wordpool for reference.

Answers

1 umbrellas 2 wallets 3 watches 4 rings
5 bracelets 6 necklaces 7 earrings 8 belts

2 Look and complete the questions.

Pupils look at the pictures and complete the sentences using the wordpool for reference.

Answers

1 this 2 these 3 those 4 those earrings
5 this necklace 6 that ring

Unit 3 Reinforcement Lesson 6

1 Find and circle. Write.

Pupils look at the pictures and find and circle the words in the wordsearch. They then write the words below each picture.

Answers

1 colourful 2 checked 3 flowery 4 spotty 5 stripy
6 knitting

2 Look and complete the answers.

Pupils look at the pictures and complete the answers using the wordpool for reference.

Answers

1 It's his. 2 It's theirs. 3 It's hers. 4 They're yours.
5 They're mine. 6 They're ours.

Unit 4 Reinforcement Lesson 2

1 Look and write. What's the secret word?

Pupils look at each picture and write the words in the crossword. They then look at the secret word shaded in grey and write it below the crossword.

Answers

- 1 painting 2 watering the flowers 3 drying up
4 sweeping 5 laying the table 6 cooking
7 washing up

The secret word is: gardening

2 Read and follow. Look and answer the questions.

Pupils read the question and then follow the linking line to a picture. They then look and answer the question using the wordpool for reference.

Answers

- 1 Yes, she is. 2 Yes, he is. 3 No, he isn't.
4 Yes, she is. 5 No, he isn't. 6 No, she isn't.

Unit 4 Reinforcement Lesson 6

1 Look and write. Then match the opposites.

Pupils look at each picture and write the adjective below. They then draw a linking line to match the opposite pictures.

Answers

- 1 tidy (opposite: b untidy)
2 lazy (opposite: c hard-working)
3 strong (opposite: a weak)

2 Look and write sentences.

Pupils look at the small pictures and identify each child by looking at the large picture. They write a sentence about what they want or don't want to do.

Answers

- 1 She wants to paint.
2 He doesn't want to water the flowers.
3 She doesn't want to dry up.
4 He wants to wash up.
5 He doesn't want to sweep.
6 She wants to cook.

Unit 5 Reinforcement Lesson 2

1 Look and write.

Pupils look at the pictures, unscramble the anagram letters and write the words below.

Answers

- 1 salad 2 fruit 3 rice 4 puddings 5 fish
6 vegetables 7 bread rolls 8 meat

2 Complete the questions. Then look and write the answers.

Pupils complete the questions using the mini wordpool for reference. They then look at the big picture and write the answers using the two mini wordpools for reference.

Answers

- 1 Is there any salad? Yes, there is.
2 Are there any vegetables? Yes, there are.
3 Are there any bread rolls? Yes, there are.
4 Is there any rice? No, there isn't.
5 Are there any puddings? No, there aren't.
6 Is there any fish? No, there isn't.

Unit 5 Reinforcement Lesson 6

1 Read, look and tick ✓ the correct picture.

Pupils read the sentence each time and tick the correct picture.

Answers

- 1 first picture 2 first picture 3 second picture
4 second picture 5 second picture 6 second picture

2 Look and complete the sentences.

Pupils look at the picture and complete the sentences using the mini wordpools for reference.

Answers

- 1 There are some bread rolls. There aren't any raisins.
2 There are a few nuts. There's a little cake.
3 There's some fruit. There isn't any salad.
4 There are a lot of seeds. There's a little milk.

Unit 6 Reinforcement Lesson 2

1 Look and write.

Pupils look at each picture and write the words using the wordpool for reference.

Answers

- 1 horse riding 2 sailing 3 mountain biking
- 4 snorkelling 5 hiking 6 rowing 7 canoeing
- 8 windsurfing

2 Order and write. Then look and answer the questions.

Pupils order the words to form a question. They then look at the picture and answer the question.

Answers

- 1 What are they doing? They're windsurfing.
- 2 What are you doing? We're mountain biking.
- 3 What are they doing? They're horse riding.
- 4 What are you doing? We're snorkelling.
- 5 What are you doing? We're canoeing.

Unit 6 Reinforcement Lesson 6

1 Look, circle and write sentences.

Pupils look at the children in the main picture and identify what they are doing. They choose and circle an adverb to describe how they are doing the activity and then write a sentence using that adverb.

Answers

- 1 He's rowing dangerously.
- 2 They're snorkelling quietly.
- 3 She's mountain biking quickly.
- 4 They're sailing loudly.
- 5 He's climbing carefully.
- 6 They're hiking loudly.
- 7 She's swimming slowly.
- 8 He's horse riding dangerously.
- 9 She's windsurfing quickly.
- 10 They're canoeing quietly.

Unit 1 Extension Lesson 2

1 Read and match.

Pupils read the sentences and match them with the pictures by writing the correct number each time.

Answers

- 1 a 2 g 3 f 4 e 5 c 6 h 7 d 8 b

2 Order and write. Then look and answer the questions.

Pupils order the words and write the question on the leader line. They then look at the picture of the children visiting the school nurse. They identify the child each time and answer the question.

Answers

- 1 What's the matter with her? She's got a cut.
- 2 What's the matter with her? She's got a cold.
- 3 What's the matter with him? He's got earache.
- 4 What's the matter with him? He's got a temperature.
- 5 What's the matter with her? She's got a stomach-ache.

Unit 1 Extension Lesson 6

1 Read, look and write the names.

Pupils read the sentences, identify the child in the picture and write their names.

Answers

- 1 Fred 2 Jane 3 Paul 4 Mary 5 Jack 6 Zoe

2 Look and write.

Pupils look at the pictures and write sentences describing the child's appearance. For questions 5 and 6, they must complete the questions, too.

Answers

Pupils' own answers.

Unit 2 Extension Lesson 2

1 Look, read and write the names.

Pupils read the sentences, identify the child and write their names.

Answers

1 Daisy 2 Ava 3 Daisy 4 Clare

2 Look and write the questions. Then read and draw the times.

Pupils look at the picture and write the question. They then read the answer and draw the hands on the clock to show the correct time.

Answers

- 1 What time does he get up?
- 2 What time does he brush his teeth?
- 3 What time does he go to school?
- 4 What time does he watch TV?
- 5 What time does he eat dinner?

Unit 2 Extension Lesson 6

1 Look and complete the questions. Then write the answers.

Pupils use the picture prompts to complete the question. They then look at the large picture and write the answers.

Answers

- 1 Does she get up at quarter past four? Yes, she does.
- 2 Does she brush her teeth at five o'clock? No, she doesn't.
- 3 Does she eat dinner at quarter to six? No, she doesn't.
- 4 Does she go to bed at quarter past eight? Yes, she does.

2 Look and write the questions.

Pupils use the prompts to write questions.

Answers

- 1 Does he eat breakfast in the morning?
- 2 Does he go to school in the afternoon?
- 3 Does he come home in the morning?
- 4 Does he watch TV at night?

Unit 3 Extension Lesson 2

1 Look and write questions.

Pupils look at each picture and write questions using the wordpool for reference.

Answers

- 1 Do you like this belt?
- 2 Do you like these bracelets?
- 3 Do you like those umbrellas?
- 4 Do you like those earrings?
- 5 Do you like this necklace?
- 6 Do you like that ring?
- 7 Do you like these watches?
- 8 Do you like that wallet?

2 Look and write the questions.

Pupils look at the picture and write questions using the word prompts.

Answers

- 1 Do you like these sunglasses? 2 Do you like that hat?
- 3 Do you like those gloves? 4 Do you like this cap?

Unit 3 Extension Lesson 6

1 Order and write. Then look and answer the questions.

Pupils order the words to form a question. They then look at the picture to answer the question.

Answers

- 1 Whose is this flowery belt? It's hers.
- 2 Whose is this stripy wallet? It's his.
- 3 Whose is this checked umbrella? It's hers.
- 4 Whose is this spotty watch? It's his.

2 Look and answer the questions.

Pupils look at the pictures and answer the questions.

Answers

- 1 It's his. 2 It's theirs. 3 It's hers. 4 They're yours.
- 5 They're mine. 6 They're ours.

Unit 4 Extension Lesson 2

1 Read the messenger chat and answer the questions.

Pupils read the messenger chat and answer the questions.

Answers

- 1 Yes, he is.
- 2 No, he isn't.
- 3 No, she isn't.
- 4 Yes, she is.
- 5 Yes, he is.

2 Look and write the questions.

Pupils look at each picture and write a question.

Answers


- 1 Is he washing up?
- 2 Is she painting?
- 3 Is he watering the flowers?
- 4 Is he gardening?
- 5 Is she drying up?
- 6 Is she cooking?

Unit 4 Extension Lesson 6

1 Read, look and write the names.

Pupils read the sentences, identify the monkeys in the picture and write their names on the labels.

Answers



2 Look and write.

Pupils look at the pictures and write two sentences about each child.

Answers

- 1 He's lazy. He doesn't want to dry up.
- 2 She's untidy. She wants to cook.
- 3 She's weak. She doesn't want to lay the table.
- 4 He's hard-working / tidy. He wants to wash up.

Unit 5 Extension Lesson 2

1 Look and answer the questions.

Pupils look at the large picture and answer the questions.

Answers

- 1 No, there isn't.
- 2 Yes, there are.
- 3 Yes, there is.
- 4 No, there aren't.
- 5 No, there isn't.
- 6 Yes, there are.

2 Look and write questions and answers.

Pupils look at the pictures and write questions and answers.

Answers

- 1 Is there any fish? Yes, there is.
- 2 Are there any puddings? No, there aren't.
- 3 Are there any vegetables? Yes, there are.
- 4 Is there any fruit? No, there isn't.
- 5 Is there any meat? Yes, there is.
- 6 Are there any bread rolls? No, there aren't.

Unit 5 Extension Lesson 6

1 Read, look and write A or B.

Pupils read the sentences, look at the pictures and decide if the sentence applies to picture A or picture B. They write the correct letter.

Answers

- 1 B
- 2 A
- 3 A
- 4 B
- 5 A
- 6 B

2 Look and write sentences.

Pupils look at the picture and write sentences using the word prompts.

Answers

- 1 There are some seeds.
- 2 There are a lot of nuts.
- 3 There isn't any meat.
- 4 There's a little fruit.
- 5 There are a few raisins.
- 6 There aren't any vegetables.

Unit 6 Extension Lesson 2

1 Look and write sentences.

Pupils look at the pictures and write sentences.

Answers

- 1 We're horse riding. 2 They're sailing.
- 3 They're mountain biking. 4 We're snorkelling.
- 5 They're hiking. 6 We're rowing. 7 We're canoeing.
- 8 They're windsurfing.

2 Look at the map and write questions and answers.

Pupils look at the map and use the grid reference prompts to identify the correct people in the picture. They write questions and answers about those people.

Answers

- 1 What are they doing? They're mountain biking.
- 2 What are they doing? They're sailing.
- 3 What are they doing? They're horse riding.
- 4 What are they doing? They're rowing.

Unit 6 Extension Lesson 6

1 Look and write sentences.

Pupils look at the children in the main picture and identify what they are doing. They write sentences about what they are doing and how they are doing it.

Answers

(other adverbs are possible)

- 1 He's rowing dangerously.
- 2 They're snorkelling quietly.
- 3 She's mountain biking quickly.
- 4 They're sailing loudly.
- 5 He's climbing carefully.
- 6 They're hiking loudly.
- 7 She's swimming slowly.
- 8 He's horse riding dangerously.
- 9 He's windsurfing quickly.
- 10 They're canoeing quietly.